

Drugs-Forum

the international drugs community



[Drugs Forum](#) > [Forum](#) > [VARIOUS DRUG RELATED TOPICS](#) > [Drug related chemistry and](#)

[extraction](#) > [Phenethylamine Chemistry](#)

Amphetamine sulphate synthesis (with photos)

Welcome, Quantum Dude.

You last visited: 11-05-2007 at 11:56 AM

[Private Messages](#): Unread 0, Total 11.

User CP

FAQ n Rules

Radio Stations

New Posts

Search

Quick Links

Log Out

Phenethylamine Chemistry Discussion of the Synthesis of amphetamine and related compounds

Post Reply

Page 1 of 2 1 2 >

Thread Tools Search this Thread Rating: ★★★★★ Display Modes

11-21-2006, 11:41 AM

#1



Join Date: Aug 2005
Location: Cook Islands
Posts: 247



Operacya_Y
[Donating](#) Gold Member

Amphetamine sulphate synthesis (with photos)


SWIO decided to write tutorial about amphetamine sulphate. SWIO does`nt post here how to make P2NP, because all members knows that, and we can find that information in the forum. P2NP synthesis will be soon in ebook, so now SWIO posting just amphetamine sulphate synthesis. Here you are.

Amphetamine sulphate synthesis

What we are need is:

5g P2NP
50ml Isopropanol
7,5-8,5g of Aluminium foil (better to use thick foil)
50ml 98% acetic acid (can also use 70%, than don't need water)
50g NaOH
1ml H2SO4

Firstly, you will make mix with acetic acid and water. Water you need, because we are using 98% of acetic. If will be 70%, than you will not need. Pour (50ml GAA + 25ml dH2O) in to 250ml erlenmeyer flask.




Prepar solution of 5g P2NP and IPA. Dissolve 5g in to 50ml of warm IPA. Let to cool.





While IPA solutions is cooling, need to make aluminium amalgam. Cut the squares 1x1. Than put in to 200ml dH₂O, add 50mg of Hg(no₃) or other Hg salts and stir. After 5-10 minutes you will see grey dregs in the jar. That mean, the amalgamation is started. Wait about 10 minutes more and wash aluminium with water 3 times. Than all dregs and Hg(no₃) wash out. Because Hg salts are very dangerous!





You are ready to start reaction. Add aluminium amalgam in to acetic acid with water mix. Wait for about 3-5 minutes, while solution will be grey. You can stir it.




Then add P2NP solution and stir a little bit. After addition in the 5-10 minutes will start stormy reaction. So let the flask to stay quietly, for about 20-25 minutes.



In this time, all solution will boil, so need to put in the erlenmeyer flask some condenser.




SWIM use glass funnel. It works good.



After storm reaction.

When the reaction is over, put the flask on the hotplate and make reflux for 1 hour. At this moment SWIM doesn't have hotplate, so he is use boiling water bath. You can also don't do the reflux, but the yield will be less than after reflux.



After 45 minutes, you can see that the stuff are pink.



Reflux is over. Let to cool to room temperature. You got red/yellow solution.



While the solution is cooling, we need NaOH. Add 50g NaOH in the jar and pour 50ml dH₂O. The solution will be very hot. Need to cool it, so put in the freezer canber.



When two solutions were cooled, start to pour NaOH solution. Pour in the small amount, because all mix in the erlenmeyer flask will start to heat. So add it slowly and good stir after addition. Need to do this while you will see 2 layers and the ph will be 10-12. When the NaOH is added, wait while all solution will be cool. Need to pick topest layer, red/yellow.



SWIM use syringe to pick it, because he has`nt separate funnel. Extraction with dichlormethane 2x20ml. So, we collected the amphetamine freebase. Check the ph.



Ph is 11.

Now need to convert freebase to amphetamine sulphate. This you will do with sulphur acid and isopropanol.



Solution H_2SO_4 + IPA (1ml +5ml).

Drop by drop pour the acid solution to the freebase and stir a lot. You will see how amphetamine sulphate appears. Add acid solution while the pH will be (pH 7).





Then filtrate all amphetamine sulphate and let to dry in the warm place.





Drying...SWIM got 3,5g amphetamine sulphate from 5g P2NP.It`s 70% yield.
Good luck and be safe.Operacya_Y

NO adds, NO membership fees, but donations keep this site running:

SUPPORT DRUGS FORUM

[Donate Now](#)



11-21-2006, 04:38 PM

#2



Psych0naut
 Psychedelic Voyager
 Moderator

Join Date: Feb 2006
 Location: The Netherlands
 Posts: 1,743

Re: Amphetamine sulphate synthesis (with photos)

SWIY didn't warm the IPA on the stove right?! SWIM hopes the erlenmijer was just standing on the stove for the photo and not heating.
 For the rest, very detailed synthesis, and very nice pictures, though SWIM also recommends an acetone wash.

The Netherlands is a country below sea-level, we would drown if we wouldn't stay high all the time ..



11-21-2006, 04:52 PM

#3



Operacya_Y
 Donating Gold Member

Join Date: Aug 2005
 Location: Cook Islands
 Posts: 247

Re: Amphetamine sulphate synthesis (with photos)

Quote:

Originally Posted by **Psych0naut**
*SWIY didn't warm the IPA on the stove right?! SWIM hopes the erlenmijer was just standing on the stove for the photo and not heating.
 For the rest, very detailed synthesis, and very nice pictures, though SWIM also recommends an acetone wash.*

DONT WARM IPA ON THE STOVE!No, SWIO warm IPA in the water bath, not on the fire.He stand there flask just for making photos.

When you wash it with acetone, you will get white and pure amphetamine.

NO adds, NO membership fees, but donations keep this site running:

SUPPORT DRUGS FORUM

[Donate Now](#)



11-21-2006, 09:06 PM

#4



Operacya_Y
Donating_Gold Member

Join Date: Aug 2005
Location: Cook Islands
Posts: 247



Re: Amphetamine sulphate synthesis (with photos)

You can download PDF synthesis from here:

<http://www.drugs-forum.co.uk/forum/l...d=1215&catid=7>

NO adds, NO membership fees, but donations keep this site running:

SUPPORT DRUGS FORUM

[Donate Now](#)

Last edited by Sitbcknchill : 12-02-2006 at 05:30 PM. Reason: Replaced link



12-02-2006, 11:10 AM

#5

English_T
Silver Member

Join Date: May 2005
Location: Ol' Blighty
Age: 37
Posts: 397



Re: Amphetamine sulphate synthesis (with photos)

Beauty itself!! Cheers for the pdf, excellent work!




12-02-2006, 05:28 PM

#6



Sitbcknchill
Sex Slave
Administrator

Join Date: Feb 2004
Location: Hell
Age: 100
Posts: 2,334



Re: Amphetamine sulphate synthesis (with photos)

Very nice Operacya_Y, I have uploaded your pdf to our archive on your behalf.

<http://www.drugs-forum.co.uk/forum/l...d=7#linkid1215>

It is impossible for anyone to learn that which he thinks he already knows ~ Plutarch
Sometimes it is better to remain silent and thought a fool than to open your mouth and remove all doubt -



12-02-2006, 07:54 PM

#7



Operacya_Y
Donating_Gold Member

Join Date: Aug 2005
Location: Cook Islands
Posts: 247



Re: Amphetamine sulphate synthesis (with photos)

ThankYou Sitbcknchill.

NO adds, NO membership fees, but donations keep this site running:

SUPPORT DRUGS FORUM

[Donate Now](#)



12-22-2006, 02:41 AM

#8



[NeonCortex](#)
Silver Member

Join Date: Sep 2006
Location: Café Modiodal
Posts: 142

Re: Amphetamine sulphate synthesis (with photos)

No offense - but that product needs a clean up. It looks nasty to me. I wouldn't dream about considering that the finished product.



12-22-2006, 10:22 AM

#9



[Operacya_Y](#)
Donating_Gold Member

Join Date: Aug 2005
Location: Cook Islands
Posts: 247

Re: Amphetamine sulphate synthesis (with photos)

Sure.Add sulphate in to acetone and heat it that the temperature will be 50C.Keep it for about 10 minutes.In the warm acetone all trashes are dissolving.Than add in to freeze chamber and wait for an hour.Than filtrate and you will get white pure amphetamine sulphate.

NO adds, NO membership fees, but donations keep this site running:

SUPPORT DRUGS FORUM

[Donate Now](#)



12-22-2006, 12:02 PM

#10



[psycho joe](#)
Silver Member

Join Date: Dec 2005
Location: house
Posts: 53

Re: Amphetamine sulphate synthesis (with photos)

While IPA solutions is cooling, need to make aliuminium amalgam.Cut the squares 1x1.Than put in to 200ml dH2O, add 50mg of Hg(no3) or other Hg salts and stir.After 5-10 minutes you will see grey dregs in the jar.That mean, the amalgamation is started.Wait about 10 minutes more and

wash aluminium with water 3 times. Than all dregs and Hg(no3) wash out. Because Hg salts are very dangerous!

where did the hg(no3) come into the equation? is that just the red mercury from say a thermometer?



12-22-2006, 12:53 PM

#11



[Operacya_Y](#)
Donating Gold Member

Join Date: Aug 2005
Location: Cook Islands
Posts: 247
★★★★

Re: Amphetamine sulphate synthesis (with photos)

Mercury from termometer is metal, you must to make it salt, for example with HNO3 and than use it.

NO adds, NO membership fees, but donations keep this site running:

SUPPORT DRUGS FORUM

[Donate Now](#)



01-06-2007, 03:41 AM

#12



[wertfun](#)
Silver Member

Join Date: Sep 2005
Location: eu
Posts: 263
★★

Re: Amphetamine sulphate synthesis (with photos)

The yield is pretty good, isn't it. Operacya_Y, Are you sure about the measurement, sure dry?

By the way, if you compare with icecool's synth with pictures 2 times better yield if I remember right. I think it was 1,8 gr from 5.

Again by the way, where is icecool's pdf. I couldnt find it in in forum and in internet. It is gone. I remeber there in another forum, there was his his pdf in file archive but I dont remember wich forum. And couldn't go any longer to search that forum. It would be nice if someone put it to file archive of this forum.



01-06-2007, 04:41 PM

#13



[Operacya_Y](#)
Donating Gold Member

Join Date: Aug 2005
Location: Cook Islands
Posts: 247
★★★★

Re: Amphetamine sulphate synthesis (with photos)

The yileds really not bad, but sometimes you got not really like that, couse funnel. Need to use refrigerator and than yields will be more better.

Icecool got 2.1g amphetamine sulphate.

Here you are the link with Icecool synthesis:

http://rapidshare.com/files/10503787...e_synthese.pdf

NO adds, NO membership fees, but donations keep this site running:

SUPPORT DRUGS FORUM

[Donate Now](#)



01-30-2007, 03:13 PM

#14



[bitmonx](#)

Silver Member

Join Date: May 2005
Location: Germany
Posts: 111

Re: Amphetamine sulphate synthesis (with photos)

This is the best synt in the forum i ever seen!!!!verry high yield!! but the product need to be washed,2 times, because the a-sulfat turns yellow/brown if you dont do it!! instead of dcm you can use ether to extract the product!!

today it is a f...-day,
but it´s my f...-day!!



02-17-2007, 02:45 PM

#15



[t1rex](#)

Donating Silver Member

Join Date: Aug 2006
Location: germany
Posts: 12

AW: Amphetamine sulphate synthesis (with photos)

Swim is wondering if Hg₂Cl₂ (calomel, mercurous chloride) is a possible salt for Amalgamation of the aluminium? And its also not so toxic.

But swim things its not...any suggestions? Swim gets no poisoning mercury salts.

Last edited by t1rex : 02-17-2007 at 03:36 PM.



02-20-2007, 08:10 PM

#16



[Operacya_Y](#)

Donating Gold Member

Join Date: Aug 2005
Location: Cook Islands
Posts: 247

Re: Amphetamine sulphate synthesis (with photos)

All Hg salts are dangerous.

NO adds, NO membership fees, but donations keep this site running:

SUPPORT DRUGS FORUM

[Donate Now](#)



02-20-2007, 08:35 PM

#17



PsychOnaut
Psychedelic Voyager
Moderator

Join Date: Feb 2006
Location: The Netherlands
Posts: 1,743
■■■■■■■■■■

Re: Amphetamine sulphate synthesis (with photos)

Aluminium amalgam, made by reacting aluminium foil with a mercury salt is a very good and cheap reductor used in methyl man's reduction.

The Netherlands is a country below sea-level, we would drown if we wouldn't stay high all the time ..



02-21-2007, 04:29 PM

#18



t1rex
Donating Silver Member

Join Date: Aug 2006
Location: germany
Posts: 12
■

AW: Amphetamine sulphate synthesis (with photos)

@operacya_Y, @PsychOnaut

There is a big differenz between Quecksilber(I)-chlorid and Quecksilber(II)-chlorid, the latter is very toxic, the first was once used against Syphilis - in vivo! Quecksilber(I)-chlorid is easy to get, the other not - thats why Swim was asking.

Swims question was is easy Quecksilber(I)-chlorid useful for almagamation. Does anyone know more to this topic?



02-27-2007, 02:51 PM

#19



bitmonx
Silver Member

Join Date: May 2005
Location: Germany
Posts: 111
■

Re: Amphetamine sulphate synthesis (with photos)

you can use without any problem Hg_2Cl_2 , you have only to stirr the solution (Hg_2Cl_2 and the al foil) longer!!! and it is LESS toxic than HgCl_2 look at the LD_{50} of the salt!!!!

today it is a f...-day,
but it´s my f...-day!!



04-05-2007, 07:18 AM

#20



**co-incidence**

Silver Member

Join Date: Jun 2006
Location: in the desert
Posts: 922**Re: Amphetamine sulphate synthesis (with photos)**

How should amalgamated aluminium look like? Swim did it, by reacting zinc with aqueous regia and then put this into water with the aluminium foil.

It looks like there are grey cameo-like stripes on the aluminium now, is that OK, or should it look different? -If you feel this doesn't belong to this thread, please move or delete.



04-05-2007, 09:29 AM

#21

**Operacya_Y**

Donating Gold Member

Join Date: Aug 2005
Location: Cook Islands
Posts: 247**Re: Amphetamine sulphate synthesis (with photos)**

SWIM didn't understand what SWIMY reacting with what, because he doesn't know what mean-(zinc, with, regia), but aluminium amalgam, it looks like how aluminium scrap is glancing. Look at the photos in the reaction. SWIM thinks that there are clearly to show how it looks like.

NO ads, NO membership fees, but donations keep this site running:

SUPPORT DRUGS FORUM[Donate Now](#)

04-10-2007, 01:53 PM

#22

**PsychOnaut**Psychedelic Voyager
ModeratorJoin Date: Feb 2006
Location: The Netherlands
Posts: 1,743**Re: Amphetamine sulphate synthesis (with photos)**

SWIM doesn't know what he means with zinc either, but the other three words are "with aqua regia" which is a mixture of HNO₃ and HCl.

The Netherlands is a country below sea-level, we would drown if we wouldn't stay high all the time ..



04-10-2007, 04:51 PM

#23

**co-incidence**

Silver Member

Join Date: Jun 2006
Location: in the desert
Posts: 922

Re: Amphetamine sulphate synthesis (with photos)

Thanks all, I ´ve made some general mistakes cause I had my head anywhere else when doing it... the main idea was reacting Hg(II)Sulfid with aqua regia -yeah, right) to get Hg(II)Cl2 in which the aluminium was dumped in, ans a vigorous reaction ocured, even when being washed n-times, there was heat evolution and H2 ev. in water, w-ith the adition of th educt to it, it became more vigorous ,although it might have gotten so, by itself (used only water no alcohol, stupid swim.

Last edited by co-incidence : 04-20-2007 at 12:22 PM.



05-04-2007, 01:43 PM

#24



co-incidence
Silver Member

Join Date: Jun 2006
Location: in the desert
Posts: 922

Re: Amphetamine sulphate synthesis (with photos)

Did swiy evaporate the DCM to get the freebase and then added the IPA/H2SO4 or did swiy just added it to the dcm did swiy dry the dcm, before adding the IPA/H2SO4?



05-05-2007, 08:39 AM

#25



Operacya_Y
Donating_Gold Member

Join Date: Aug 2005
Location: Cook Islands
Posts: 247

Re: Amphetamine sulphate synthesis (with photos)

SWIM added IPA/H2SO4 to DCM.

NO adds, NO membership fees, but donations keep this site running:

SUPPORT DRUGS FORUM

[Donate Now](#)



Post Reply

Page 1 of 2 **1** 2 >

[« Previous Thread](#) | [Next Thread »](#)

Quick Reply

Message:



Quick Reply

Options

 Quote message in reply?

 Show your signature

Posting Rules

You **may** post new threads
 You **may** post replies
 You **may** post attachments
 You **may** edit your posts

[vB code](#) is **On**
[Smilies](#) are **On**
[\[IMG\]](#) code is **On**
 HTML code is **Off**

Forum Jump

Similar Threads

Thread	Thread Starter	Forum	Replies	Last Post
Amphetamine Information	Sitbcknchill	Amphetamine	15	05-18-2007 10:04 PM
looking for amphetamine synthesis	mindmaster	Newbie Chemistry	0	11-14-2006 01:12 PM
speed compilation synthesis	amenselah	Phenethylamine Chemistry	4	06-02-2005 11:28 PM

All times are GMT +1. The time now is 11:00 PM.

[Contact Us](#) - [Drugs-forum](#) - [Archive](#) - [Top](#)

Template-Modifikationen durch [TMS](#)
 Copyright Drugs-Forum 2007, All rights reserved