

This document is a compilation of material I have published elsewhere on the net. It represents four years of work on the subject. Where I have noticed any glaring problems- typos, spelling, unwarranted assumptions- I have revised; otherwise the material stands as was written, over a period of three years, for better or worse.

Smokeable alkaloids from Phalaris in two hours.

Two hours from harvesting plant material to drawing off the first pull, obviously evaporation time and further pulls are on top of this.

This process yields material in the form of a yellow oil that is- I suspect- no further than 1 or 2 steps from crystals via freeze precipitation or the adding in of a couple of DCM de-fats somewhere; I simply haven't been able to collect enough starting plant material to make further purification practical. Try this out and you will see that further refinement would only be necessary for aesthetic/handling concerns. This method doesn't yield a fatty mess with some alkaloids in there, it gives you a concentrated alkaloidal extract that can be easily vapourised as it is.

This process has been developed with P.Brachystasis and tried with Arundinicea. I suspect it could prove useful with other leafy green sources.

1. Wring freshly cut leaf material through a wheatgrass juice extractor. Strain the juice through a polyfill plug or something similar to remove any plant flesh caught up in there.

2. Pour the strained juice into a pan. Slowly bring to the boil. You will need to keep a constant watch as it will have a tendency to boil over like a pan of milk. As the liquid hits the boil you will see the chlorophyll begin to coagulate and break away from the solution, leaving you with a thin orange 'tea' and a top 'skin' of green slime.

3. Carefully pour the whole thing through a funnel with a polyfill plug. The green material will remain in the funnel, leaving you with a translucent orange solution. You may need to switch over the filter a couple of times as it becomes clogged. Squeeze your filter balls out, being careful not to get any of the green, to recover any of the orange liquid caught up in there.

I'm relatively confident that very little goodness remains in the green slime although, of course, a little of the orange tea will presumably get mechanically caught up in there.

Bearing in mind the simplicity and ease of this process some small loss of product would be perfectly acceptable.

(Note: IME Arundinicea juice is somewhat darker than Brachystasis. The colour difference after boiling won't be as pronounced but the process will work just the same.)

4. Decant the orange solution into your preferred extraction vessel, I use a hdpe milk jug. Pour an equal volume of cold water into another jug and slowly add 60g of NaOH to this. These measurements are fairly arbitrary and relate to ease of handling more than anything else. 60g may well be overkill; my experiments have all been

conducted with wet foliage amounts between 300-700g. Obviously adjust to taste. In a hot water bath heat 50ml of naphtha. Pour the still hot NaOH solution into the jug containing the juice and mix well. Keep the whole thing hot. Add the hot naphtha and agitate in the usual fashion. Standing in a hotwater bath any emulsions will resolve within 5/10 minutes. Seperate naphtha and evaporate.

With the chlorophyll material removed the Phalaris solution is no harder to work with than a mhrb extraction.

The material from this 2 hour process is as clean, if not cleaner, than that of a 13 defat extraction spread over the course of a week.

To clarify:

800g of Phalaris Brachystasis foliage is harvested as early in the morning as practical.





The material is put through a wheat-grass juicer. A laborious process. The pulp is put to one side.







See how the chlorophyll breaks from the juice as a thick scum. The liquid is poured through a coarse filter such as a tea cloth or a polyfill plug.



The filtered out chlorophyll, once wrung dry, forms a gritty 'cake'. This is discarded.



The treated juice is now a thin, orange tea.



The dry pulp from the juicer is placed in water. Not too much, you want to keep the volume down. The pulp and water is wrung through a tea cloth, recovering a fair quantity of juice caught up in there.



The recovered juice is boil treated as before.





All liquids are combined.



120g of NaOH is added to the minimal amount of cold water needed for it to dissolve, again trying to keep down the liquid volume.



50ml of naphtha is heated, without flame, in a hot water bath.



The NaOH solution is combined with the treated juice. Obviously all safety precautions are taken; this extraction is done HOT.



The naphtha is added and the whole thing is mixed well, remembering to vent any pressure that builds up.




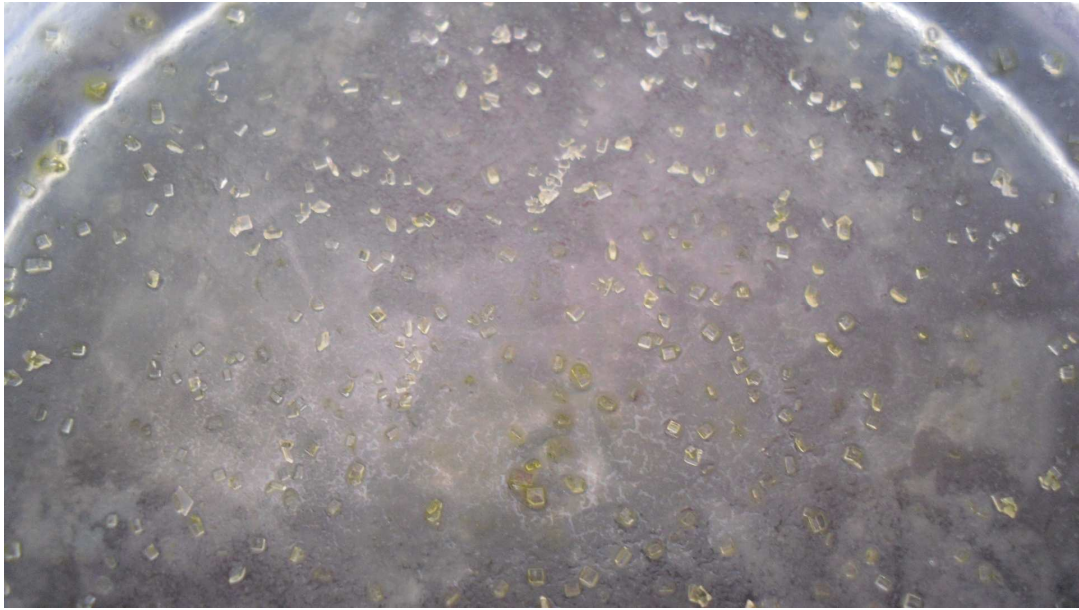
The pulls are combined and evaporated to leave a yellow oil.



The finished product won't win any beauty contests but it is extremely potent. The little remaining in the solution after the two pulls can be recovered, cold, with DCM at leisure.

I have now run this extraction some 20+ times with consistent, successful results.

Spontaneous crystal formation from crude product



Crystals from Phalaris Brachystasis and notes on N oxides

No de-fat chlorophyll

Using my well trodden No de-fat chlorophyll 'tek' 2x hot naphtha pulls from 1200g wet P. Brachystasis material were combined and set to dry.

I expected to collect the clear yellow oil this procedure has consistently yielded up to this point. On later inspection I was somewhat excited to find these beauties had spontaneously formed





In fact my first thought was that something had fallen into the dish from the ceiling.

A theory as to N oxide formation

As no changes to working methods or chems had been made to this batch I could only come to the conclusion that some environmental factor must be in play. Numerous extractions via this 'tek' have all yielded clear yellow oil that refused to crystallise (even after re-crystallisation) or freeze precip., despite the solvent appearing totally saturated. Bioassay had led me to believe the material was significantly pure. I theorise that it was the poor, overcast weather in August (peak alkaloid production

season) is the environmental factor. I'm making a big guess that the formation of N oxides must, to a large extent, be driven by UV exposure; hence being a near non-issue in root-based sources and less of an issue in denser or forest floor dwelling plants.

Consequently I decided to again attempt the zinc reduction reaction which I had attempted several times without apparent success.

Zinc reduction of DMT N oxide

First off, Brachystasis contain 5meo in varying quantities. Stressing increases total alkaloid yields but also the proportion of 5meo; something I discovered by accident when tasting what I thought was a conservative dose from a new, heavily stressed batch . I shall refer to 'DMT' for convenience and ease of reading.

The clear oil from an extraction of 800g of fresh foliage was dissolved in 5ml of approx. 10%

HCL.(This is where I think my past attempts floundered, I used far too much volume of acidic solution.)

The DMT HCL takes on a reddish, brown hue.



A good amount of zinc dust is added and the tube vigorously shaken. Almost instantly the acidic solution lightens.



More zinc dust is added and agitated leaving the solution almost clear.



Because of the tendency of the zinc dust to clump I suspect that adding in tiny increments over a number of agitations might be a more economical and efficient way to proceed.


The 5ml HCL solution was topped up to 20ml with water and the zinc dust filtered out. The solution was basified to pH10 with 30ml household ammonia and extracted with 2x 20ml and 1x 10ml DCM. The DCM was evaporated to dryness.



The crude freebase was dissolved in hot naphtha.



A blob of insoluble dark material was left.



This was dissolved in acetone and the solvent evaporated. There appeared only a minimal quantity of alkaloid caught up there.

The naphtha was evaporated to leave a pale yellow oil. A change in smell was noted; the crude Phalaris extract has a pungent almost sweet, fruity DMT smell, the reduced oil smells identical to a Hostilis extract.

A seed crystal was added to the oil and pushed around a little. Almost on contact with the seed the oil started to become opaque.



After sitting a few days fine needles were observed to form, probably not visible in the picture.

The material was redissolved in 10ml hot naphtha. The solution went in the freezer overnight. A quantity (I'm guessing maybe 30mg, un-weighable on my crappy scales) of off-white freebase DMT was recovered.





Over the past months I have worked through my backlog of crude alkaloid oil, starting with the oldest, spring 2009. In the process I have made a couple of discoveries and made some modifications in my methods.

A defatting step

The material in the post above precipitated nicely with no defat however, in a couple of re-extractions I found troublesome oils would also fall out. This I put down to quality of starting material; the oil problem seems to be a product of slightly mixed plant material- stem etc.- caught up in the juicing process. When using juice from only leaf material oils don't seem to be a problem. To counter this, after Zn reduction, I perform 1 DCM defat, obviously checking the ph of the solution is low enough.

This step ensures that the recrystallised product freeze precipitates cleanly.


Stability of N oxides.

This may have wider reference to other botanical tryptamine sources.


As I stated, buoyed by my initial success with this procedure I decided to work through my backlog in chronological order. I was dismayed to find the first dishes I processed yielded nothing or next to nothing. This was material that bioassay had shown to be powerfully active at minimal quantities. One variable I figured could be

the ph of the HCl solution- perhaps the N oxides were being degraded by too low a ph?- I adjusted the ph up a little and proceeded. Bar one, none of the 2009 oil returned meaningful amounts of material. The last extraction of that year, September 2009, yielded 25mg of tryptamines.


2010 material was a different story.




45 mg recovered



20mg recovered



The oil the crystals are sat on yielded 45mg on freeze precip. added to the 20mg weight of the crystals



90mg recovered

1200g of foliage harvested in September 2010 yielded 90mg of alkaloid compared to the 25mg recovered from 1200g from September 2009, grown and extracted identically. My tentative conclusion; N oxides degrade, somewhat quickly, over time. They are certainly much less stable than their parent freebases; 4 year old freebase DMT, stored in the dark at room temperature, seems much as potent as the day it was put away.

The crude N oxide rich extraction product is extremely aromatic, when its drying Mrs Ripley complains a great deal. Over time this smell fades away. The oldest crude material- the stuff that yielded nothing- had taken on a 'dead' smell. Comparing the two September samples there is an approximate loss of some 75% of product over the course of a year.

As the extraction season begins in the next week or so I shall test this hypothesis by performing Zn reduction on the crude product within a week or so of extraction. This will also tell me if alkaloid levels are indeed peaking in early autumn or if my lower yields from spring and summer are due to the degradation of N oxide.

Vaporised Phalaris Brachystasis alkaloids. Some notes.

All samples were prepared via the methods in this document.

The extract shows subtle but discernable effects at pin-head sized doses. At maybe 10-15 mg a very pleasant euphoric trippyness, similar but not identical to a low dose of 5meo, is noted.

A dose of maybe 30mg resulted in an enjoyable rather intense experience. 'Wibbly-wobblyness' in vision, rapidly changing perceptions of depth and scale, colour enhancement, euphoria. At the peak I felt as if being pushed upwards into some sort of oscillating wibbly-wobbly kind of reality matter. I enjoyed this level and shall repeat. I got a kind of tribal vibe to it, it felt like I imagine semi-recreational use of Virola snuffs in S.America may be like.

A large dose.

As often is the case with these materials it seemed like I was almost tricked into; or probably more accurately tricked myself into it. It was a Monday morning and I had no responsibilities for a couple of hours. I have some Caapi leaf infused with a small amount of the extract. I decided to smoke just a couple of small leaf flakes (and I mean small) just to see if I could discern the extract in the taste and pick up sub-threshold effects. None seemed apparent and I felt no particular difference to myself. I doubt such a tiny quantity of beta-carbolines could have any contribution but I mention it out of completeness. Maybe they could?

Things had grabbed me. I scraped maybe 50mg, although it may have been somewhat more, of the yellow oily material and deposited it on the steel wool end of a 'machine' type smoking device. I applied a little heat from a distance to drip it down into the metal.

I applied a flame and as the chamber filled up with vapour I took a slow deliberate hit. Just one. Almost instantly it hit. My hands had gone Dmt and the objects in the room took on a tryptamine appearance. The 5meo present in the material makes it impossible for me to keep still and relax down into it. I moved from the bedroom onto the landing. Oh dear, I was hallucinating massively. If I've experienced such visual

distortion before my mind has screened it out. Everything I could see was fluid and molten in violent motion with the colour scheme of NN, the wibbly-wobblyness of 5meo. Sort of like the 'crysanthumum pattern' translated into my visual reality. Looking in the mirror I was like some sort of constantly morphing pschedelic balloon animal. None of this description does justice to the massive level of visual distortion I was experiencing. I have to admit that at this point I hoped the effects would soon drop away.

I made my way downstairs still hallucinating wildly. As I neared the kitchen I think it hit me. I left. I was in another space. My mind has deliberately muted this down from last week. The one time I have 'broken through' with pure NN I lost consciousness or blotted it out or something; over time I was only able to piece back bits and pieces. I was fully conscious here. I can't describe anything I saw really, stood upright as I hit another reality, but it was an 'oh shit!' moment. I had entered the machine of creation. A certainty. I had gone too far. Something always present and just out of sight that shouldn't be seen. I was alarmed. Again this gives scant justice to what happened. I was directly perceiving the physical machinery from which reality is spat. I had stumbled into the dimension of God.

I suspect at this point the 5meo fraction of the extract was peaking; I'd been foolish. My thought was that I'd carelessly jammed a screwdriver into the machinery of creation to see what would happen and I really shouldn't have. Back in the house, everything was flying apart. My self, my body, in fact the totality of reality and un-reality was threatening to come apart. The colours had gone but reality was very near to being obliterated. I was convinced I had to keep my bodily integrity, if I let go of that everything would go. A frightening point. I experienced the nothingness, like the glitch in super-symmetry had been ironed out and nothingness just expanded as a bubble of nothingness with none of the condensate of all that exists.

That moment thankfully passed. I was still very much out-there but I'd held the cosmos together. My hands were gripped tightly. 'Only a drug, it will pass'. Getting a grip on my environment and normal thinking, still tripping massively. Smoked a cigarette, surveying the house. Had anything bad happened? no. 45 minutes into the experience and it seems I'm about out.

This was a white-knuckle ride and rather unsettling. I don't think I will be dosing that high with this material for some time now. At the time, and its taken some processing to come to terms and reassure myself all is well, it seemed like I'd gone beyond drugs and actually physically tinkered with something I oughtn't have. Very much doubt this report gives a flavour of the power of this material. At the moment I'm thinking of my Hostilis stash with feelings of warm fluffiness. An alkaloid extract of Phalaris Brachystasis is very powerful stuff indeed.

No negative physical effects of any sort whatsoever were encountered.